




Dear Families of Rising Second Graders,

To encourage your child to read over the summer and to help prevent "summer slide", we are requesting that each child read the book *There Was an Old Lady Who Swallowed a Shell* by Lucille Colandro. This would be a perfect opportunity to expose your child to the use of the public library by searching for this book. You may also purchase a copy from any book seller if you choose.

Studies have shown that summer reading is vital for retention of reading skills. Please read the story several times throughout the summer. Read to your child, with your child and have them practice reading it independently. Please assist your child in completing the coordinating lapbook. We have supplied all needed copies and a large sheet of construction paper needed to complete the assignment. You will just need pencils, crayons, scissors, and glue. Upon returning to school in August, we will be reviewing this project and discussing the story. Enjoy reading this book as well as many others with your child this summer.

We look forward to lots of exciting reading and learning together next school year.



Ms. Bourgeois and Mrs. Spiers

2<sup>nd</sup> grade teachers HTCS








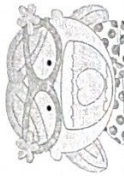
There was an Old Lady who Swallowed a Shell

- Open the file folder and fold the flaps in to the center of the folder to create a lapbook.
- Color and cut out the pieces for the lapbook.
- Decorate and arrange the pieces on the outside of the lapbook.
- Glue the pieces down on the outside of the folder.
- Cut out the old lady's head and glue it to the back of the flipbook.
- When you glue down the title at the bottom, carefully cut open the slit so the lapbook can open.



who Swallowed a Shell

# Inside View



First
Second
THIRD
fourth
fifth
SIXth
seventh

**The Beach**  
 WHAT I SMELL  
 THINGS I FEEL  
 THINGS I SEE

What I Hear	What I Taste	What I See
waves crashing	seashells	beach
seagulls	ice cream	sun
people	beach balls	beach
children	beach	beach
beach	beach	beach

What do you like to do at the beach?




There was an Old Lady who Swallowed a Shell



- Color and cut out the pocket and the comprehension questions.
- Put a little glue all the way around the edge of the pocket and place it in the center section of the lapbook.
- Then place the comprehension questions inside the pocket.




## There was an Old Lady who Swallowed a Shell



- Color and cut out the beach flipbook.
- Add glue to the very top of each page stacking the pages from largest to smallest. Then glue the entire book onto the lapbook.
- Draw or write about things you smell, feel and see at the beach.

inspired by with Mrs. Harris / Lapbook Ideas © 2018

## There was an Old Lady who Swallowed a Shell




- Draw or write activities that you enjoy doing at the beach.
- Glue the rectangle to the lapbook.

inspired by with Mrs. Harris / Lapbook Ideas © 2018



- Color and cut out the "Rhyming Words" strip.
- Cut each flap on the bold line.
- Add glue only under the very top.
- Glue the strip in and write a rhyming word under each flap.


## There was an Old Lady who Swallowed a Shell



- Create a sequencing flipbook. Color the outside and the inside pieces.
- Cut the flaps apart and glue the left side to the flipbook.
- Under each flap, place the item the old lady swallowed in the correct order. Glue each down under each flap.

inspired by with Mrs. Harris / Lapbook Ideas © 2018

## There was an Old Lady who Swallowed a Shell




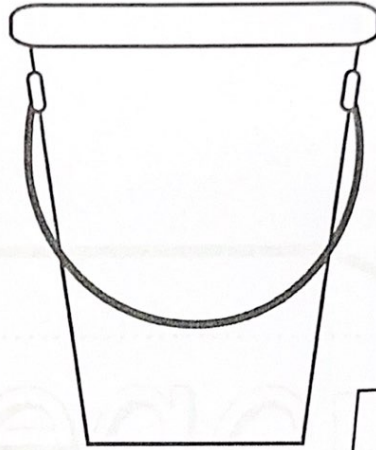
- Color and cut out the double folding book. Fold the white, blank rectangle back and glue it to the lapbook.
- Fold the flipbook part back so that it is inside the front cover.
- Then cut apart each section of the flipbook.
- Students write their answers to the story elements on the backside of the front cover.

inspired by with Mrs. Harris / Lapbook Ideas © 2018



who Swallowed a  
SHOELACE






There was an

**OLD LADY**

who Swallowed a

**shell**

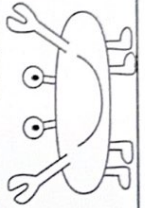
The Beach



Things I see

rhyming words

crab



shell



fish



wave



sand





What I Smell

Things I Feel

What do you like to do at the beach?

Questions

Keeping Up with Mrs. Harris / Meghan Harris ©2016

Story  
Elements



Author

Illustrator

Characters

Setting  
Where


Setting  
When

Plot



First  
comprehension  
Questions  
Second


Why did the OLD LADY SWALLOW a CRAB?





Why did the OLD LADY SWALLOW a FISH?




Why did the OLD LADY SWALLOW a GULL?



Why did the OLD LADY SWALLOW a PAIL?



Why did the OLD LADY SWALLOW SOME SAND?



Why did the OLD LADY SWALLOW a WAVE?

First

Second


THIRD

fourth

fifth

Sixth

seventh




GULL

PAIL




CRAB




SAND



Wave



fish



Shell

